

*Why wait until you are sick? It's time to change the focus of medicine to prevention and lifestyle intervention.*

The main arteries into the brain do not get hard and narrow overnight. What if you could see early signs of inflammation and work on decreasing the culprits in your body before you had permanent changes to these vital blood vessels?

What if you could see the very early changes in the breasts before there was any lump or diagnosable disease and you were able to intercede?

Thermography makes this possible. Early detection is important, but finding initial changes and potentially reversible signs are even better.

Everyone agrees that current breast screenings available to young women (premenopausal or with dense breasts) are limited in their efficiency. DITI is safe for all ages and is not affected by breast density. Young women are most at risk for aggressive cancers and need safe and effective options. Thermography can be an important addition for this population. Women of all ages can benefit from looking at early changes in their breasts as well.

*Who is Dr. Hillary Smith?*

Dr. Hillary Smith is a National expert in thermography, having appeared on numerous radio and television programs. She has maintained a consistent Integrative Wellness and Chiropractic office in Los Angeles since 1985. In 2006, she incorporated Advanced Medical Thermography into her practice.



*Looking forward to how we can stay healthy instead of looking back at why we got sick is a very empowering way to live. Having peace of mind about our health allows us to stress less and enjoy life more.*



*My mission is to empower men and women with preventative proactive safe screening options.*

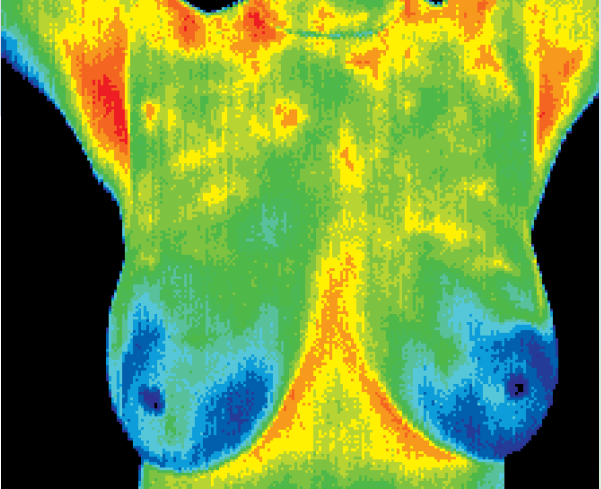
Dr. Smith graduated Magna Cum Laude from the Southern California University of Health Sciences where she earned a B.S. in Biology and a Doctorate of Chiropractic degree in 1984. She received a Doctorate of Homeopathic Medicine from The Hahnemann College of Homeopathy in 1992.

She has achieved the highest level for certification as a Certified Clinical Thermographer Level 3 through the American College of Clinical Thermology and is on the Board of Directors of the American Medical Thermology Society.

*Why Choose Advanced Medical Thermography?*

Dr. Hillary Smith uses the Med2000 IRIS, an FDA registered infrared camera. It is manufactured with a narrow range specifically for medical use, giving this camera very high sensitivity which can detect up to 1/100 of a degree change.

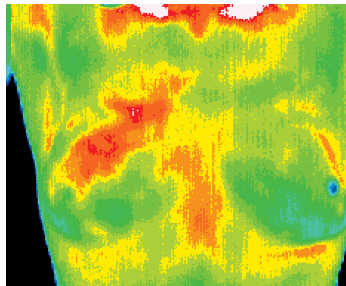
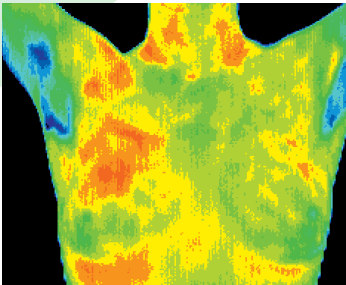
All reports are interpreted by U.S. Licensed Medical Doctors trained as Thermologists. Turnaround time is within days to receive a report. Urgent reports are also available.



*Normal Thermal Scan*

As a Licensed D.C. with a broad range of knowledge, Dr. Smith is able to review reports with the patient and make recommendations. She has a wide network of other physicians with whom she can draw upon for referrals.

Advanced Medical Thermography's permanent location is in Sherman Oaks with flexible appointments including weekends. We also offer convenient mobile clinic locations throughout the area.



*Progression of disease detected by thermography*